

ODF Target Date
31st March 2018



SWACHHA ANDHRA MISSION

ODF ACTION PLAN

Date: 09/03/2018

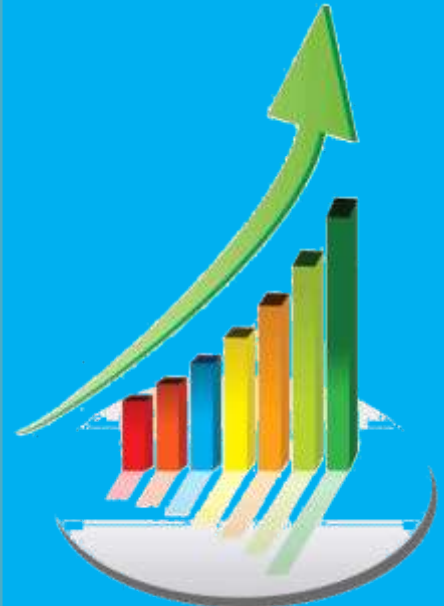


Review by

Sri. Nara Chandra Babu Naidu

The Hon'ble Chief Minister





22 Days



SANITATION COVERAGE SINCE INCEPTION

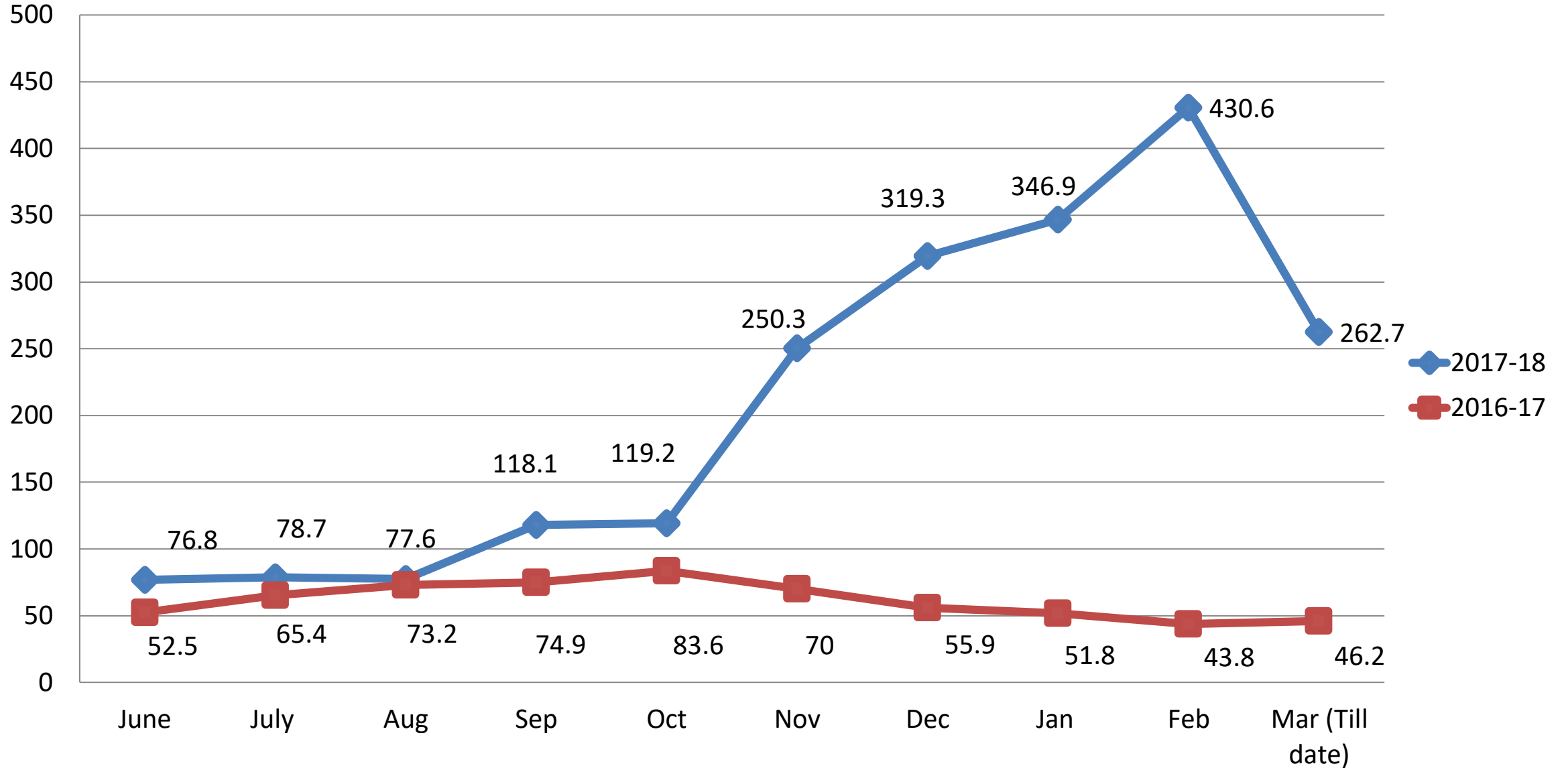
	2 nd October 2014	2015-16	2016-17	2017-18
NATIONAL WIDE	38%	50%	63%	79%
ANDHRA PRADESH	42%	49%	60%	91%
NO. OF HHs COVERED	30.00 Lakh	34.80 Lakh	42.69 Lakh	64.75 Lakh

SANITATION COVERAGE SINCE INCEPTION

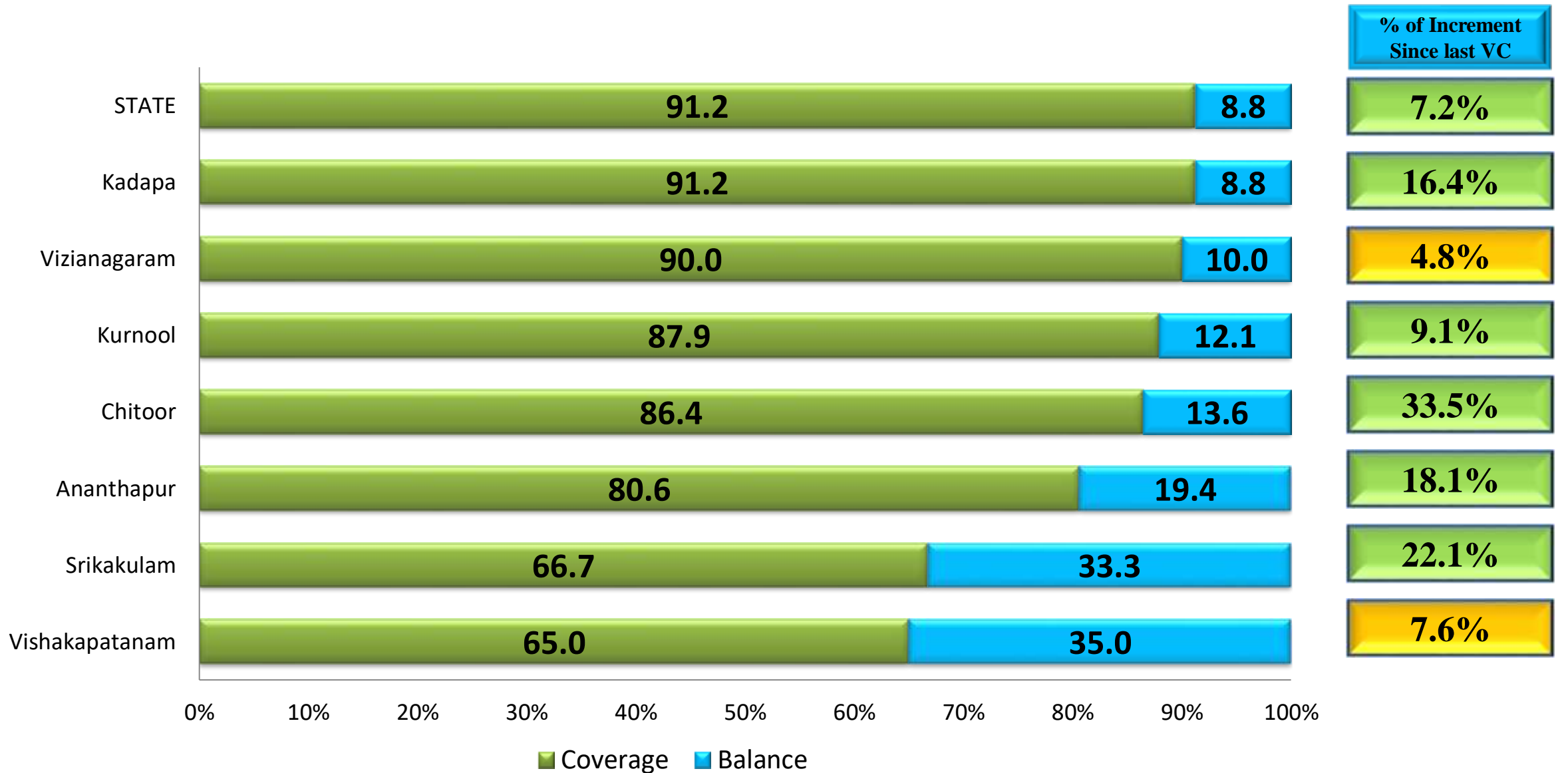
	2014-15	2015-16	2016-17	2017-18
 Expenditure (Rs. in Crs)	150.94	484.18	791.83	2080.20
 Geo-tagging (%)	11%	23%	35%	85%
 Declaration of GPs as ODF	0	313	2789	3565
 Verification of ODF GP's (%)	0	60%	20%	94%

FINANCIAL STATUS

(All amounts are in Rs. Crores)



STATUS ON PROGRESS IN IMIS



PROGRESS AT A GLANCE

#	District Name	Balance to be constructed	% of Coverage in IMIS	Yet to reach 1 st task	1 st task completed but yet to reach 2 nd task	Present Runrate	Required Runrate	Progress since last VC (IMIS)
1	ANANTAPUR	108229	80.61%	38046	109582	3255	4919	100895
2	CHITTOOR	79835	86.43%	12169	38247	6361	3628	197204
3	YSR KADAPA	29849	91.24%	14416	37966	1807	1356	56031
4	KURNOOL	71981	87.85%	6070	25882	1721	3271	53354
5	SRIKAKULAM	136336	66.68%	83630	112575	2918	6197	90465
6	VISAKHAPATNAM	161440	65.03%	18712	87431	1140	7338	35338
7	VIZIANAGARAM	42671	90.01%	2356	74895	661	1939	20483
TOTAL		6,28,030	91.16 %	1,75,399	4,86,578	17,938	28,546	5,56,081



Thank You