


ODF+ Target Date

31st December 2018



SWACHHA ANDHRA MISSION

31 Days



COLLECTORS CONFERENCE

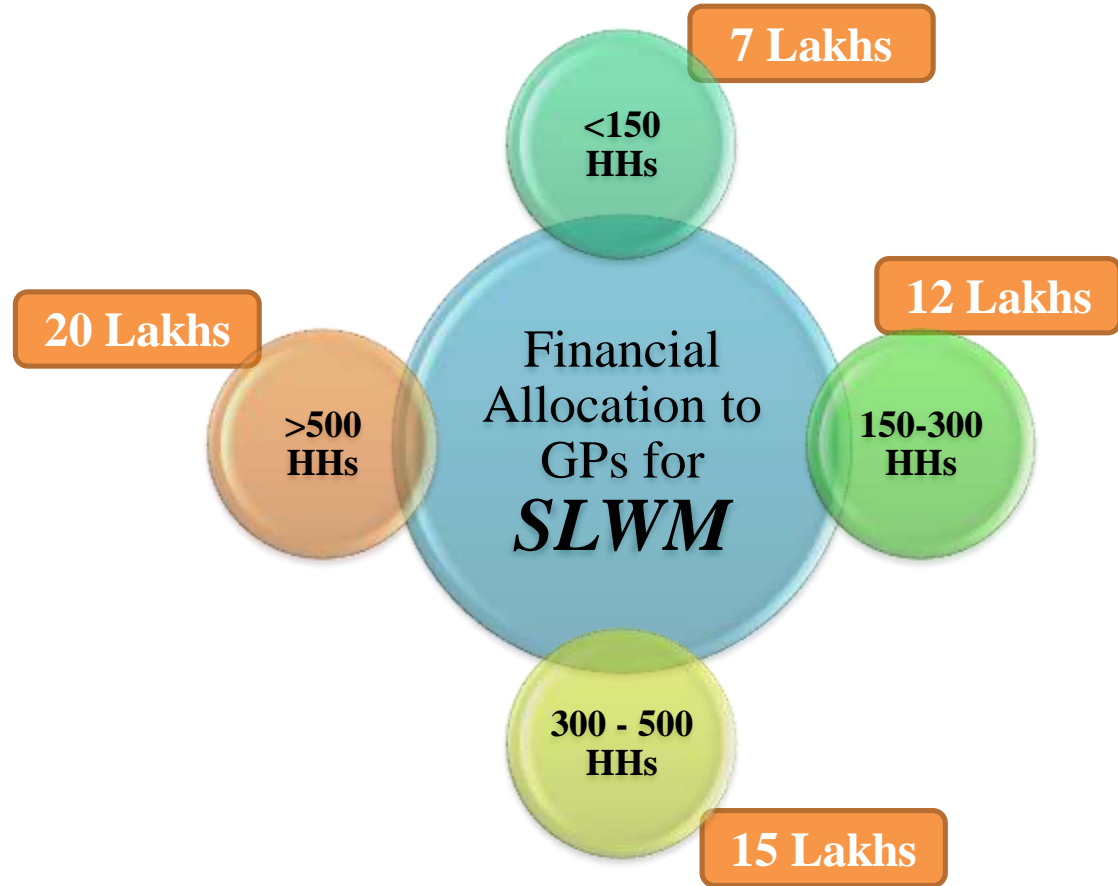
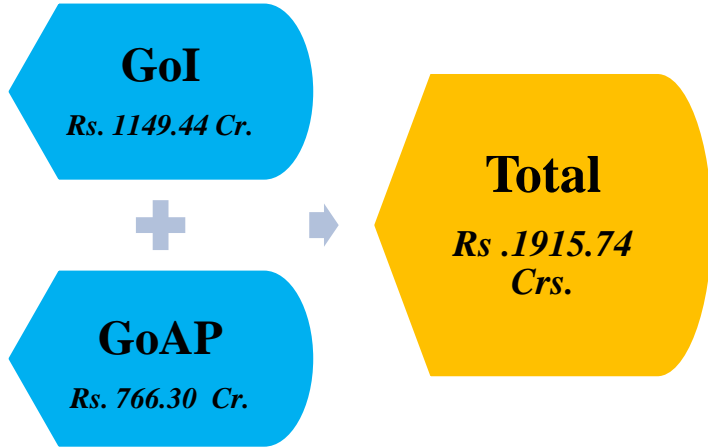
30th November'2018

COMPARATIVE STATEMENT ON KEY PARAMETERS (NATION VS STATE)

PARAMETER	NATIONS AVERAGE	STATE AVERAGE
IHHL Coverage	96.5%	100.0%
Declaration of GPs as ODF	93.4%	100.0%
Verification of ODF GPs	73.6%	100.0%
Geo-tagging of toilets	86.5%	98.0%
Declaration of Districts as ODF	76.2%	100.0%
ODF Certification	76.2%	100.0%

FUNDING PATTERN

Centre (60%) :: State (40%)



SLWM PROGRESS AT A GLANCE



SWM Sheds

6565/9000

72.9%



Cattle Dung
(in MT)

11056.75



Green Ambassadors

29281/ 35790

81.8%



Vermi Compost
(in MT)

4537.42



SWM Vehicles

4965/22730

21.8%



Vermi Sales
(in Rs.)

29,42,048



Soak Pits(No. of GPs)

708/ 5668

12.5%

STATUS ON ODF+ ACTIVITIES

DISTRICT	SWM Sheds – Progress					GA – Positioned/Watchmen per shed				
	Target	Prev. Meeting	Current Meeting	Achv.	% Achv.	Target	Prev. Meeting	Current Meeting	Achv.	% Achv.
ANANTAPUR	751	261	422	161	56.2%	2980	1071	2424	1353	81.3%
CHITTOOR	850	1032	1216	184	143.1%	3160	1786	2471	685	78.2%
CUDDAPAH	522	195	336	141	64.4%	1989	1989	2353	364	118.3%
EAST GODAVARI	862	500	640	140	74.2%	4177	3047	3287	240	78.7%
GUNTUR	744	243	336	93	45.2%	3169	1716	2183	467	68.9%
KRISHNA	682	815	977	162	143.3%	2925	2925	3540	615	121.0%
KURNOOL	689	207	321	114	46.6%	2853	1839	3128	1289	109.6%
NELLORE	568	270	367	97	64.6%	2017	744	1071	327	53.1%
PRAKASAM	716	326	466	140	65.1%	2798	1337	1573	236	56.2%
SRIKAKULAM	684	188	201	13	29.4%	2357	523	691	168	29.3%
VISAKHAPATNAM	651	154	230	76	35.3%	2301	2301	2660	359	115.6%
VIZIANAGARAM	563	311	398	87	70.7%	1922	605	1110	505	57.8%
WEST GODAVARI	718	403	655	252	91.2%	3142	1804	2790	986	88.8%
TOTAL	9000	4905	6565	1660	72.9%	35790	21687	29281	7594	81.8%

Site Reference: <http://sbm.ap.gov.in/RWS/UserInterface/Application/Reports/SLWMOdfStateReport.aspx>

DISTRICT	Tri-Cycles					Tractors				
	Target	Prev. Meeting	Current Meeting	Achv.	% Achv.	Target	Prev. Meeting	Current Meeting	Achv.	% Achv.
ANANTAPUR	1823	367	405	38	22.2%	292	2	2	0	0.7%
CHITTOOR	1225	281	297	16	24.2%	44	17	18	1	40.9%
CUDDAPAH	2017	337	337	0	16.7%	48	3	3	0	6.3%
EAST GODAVARI	2284	449	454	5	19.9%	217	52	53	1	24.4%
GUNTUR	849	263	267	4	31.4%	69	1	1	0	1.4%
KRISHNA	2983	959	960	1	32.2%	138	25	25	0	18.1%
KURNOOL	1751	263	264	1	15.1%	142	12	12	0	8.5%
NELLORE	1476	74	305	231	20.7%	7	0	10	10	142.9%
PRAKASAM	340	52	83	31	24.4%	8	0	0	0	0.0%
SRIKAKULAM	2708	733	733	0	27.1%	13	4	4	0	30.8%
VISAKHAPATNAM	975	231	268	37	27.5%	28	6	6	0	21.4%
VIZIANAGARAM	2210	85	85	0	3.8%	22	4	4	0	18.2%
WEST GODAVARI	916	241	344	103	37.6%	145	17	25	8	17.2%
TOTAL	21557	4335	4802	467	22.3%	1173	143	163	20	13.9%

Site Reference: <http://sbm.ap.gov.in/RWS/UserInterface/Application/Reports/SLWMAAssetDetails.aspx>

LIQUID WASTE MANAGEMENT

DISTRICT	No. of GPs	No. of HHs	SOAK PITS – Pop<2000			
			Covered		% of Progress	
			GPs	HHs	GPs	HHs
ANANTAPUR	411	140659	22	552	5.4%	0.4%
CHITTOOR	834	222316	5	41	0.6%	0.0%
CUDDAPAH	435	118423	183	2500	42.1%	2.1%
EAST GODAVARI	198	65255	116	1503	58.6%	2.3%
GUNTUR	433	129392	2	15	0.5%	0.0%
KRISHNA	233	73539	48	994	20.6%	1.4%
KURNOOL	325	104154	42	552	12.9%	0.5%
NELLORE	602	136778	53	329	8.8%	0.2%
PRAKASAM	462	114166	46	641	10.0%	0.6%
SRIKAKULAM	672	153833	24	269	3.6%	0.2%
VISAKHAPATNAM	445	126720	30	340	6.7%	0.3%
VIZIANAGARAM	581	157720	137	1881	23.6%	1.2%
WEST GODAVARI	37	12870	0	0	0.0%	0.0%
TOTAL	5668	1555825	708	9617	12.5%	0.6%

Site Reference: <http://www.mydepartments.in/PRRWS/MGNREGSDashboard?component=Soak%20Pits>

SWM PAYMENT STATUS

➤ Total amount of **Rs. 9.87 Crs** payments are cleared as on date (27/11/2018) towards the following items:

- GA- Rickshaw - Rs. 6.36 Crs.
- GA -Power Auto - Rs. 0.08 Crs
- Watchmen for Shed - Rs. 0.65 Crs.
- Others - Rs. 0.03 Crs.
- Dustbins - Rs. 2.75 Crs.

ACTION TAKEN REPORT(ATR) FOR LAST COLLECTORS CONFERENCE

Sl. No.	Issue	Action Taken
1	LOB (Left out Baseline) beneficiaries entry in J02 module of IMIS shall be completed by 31st October 2018.	The date mentioned for entry of LOB beneficiaries is extended to 30.11.2018 and instructions were issued to all the districts to complete the data entry of LOB by 30.11.2018 and complete the construction of toilets by 31.01.2019.

THANK YOU!!